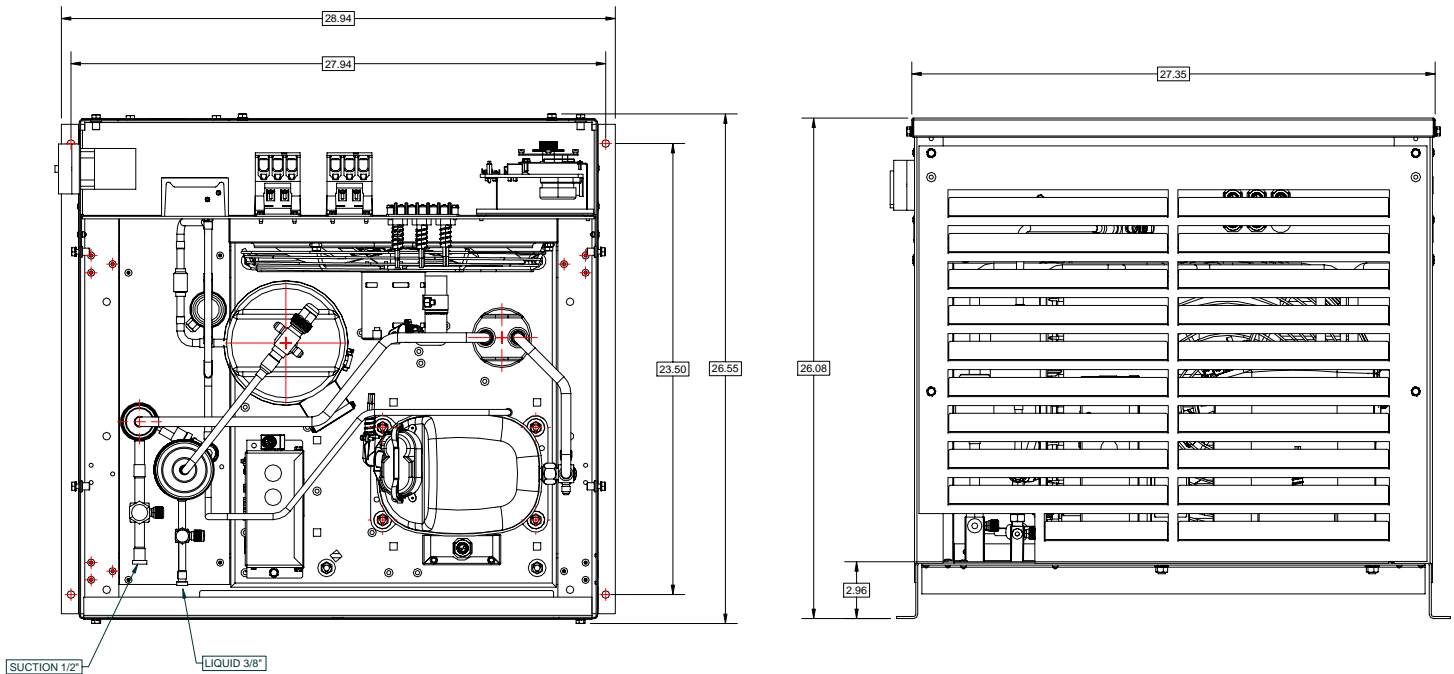




TECUMSEH OUTDOOR CONDENSING UNIT

Model AJA9484EXDHS
BOM 32L1061-2E*

Air Cooled 1 HP
Application Commercial Temp
Refrigerant R22
Volts-Hz-Ph 208-230/60/1



AJA9484EXDHS	Overall Dimensions, inch (mm)			Line connections		Pumpdown	Air flow	Oil Ch.	Gross weight
	L	W	H	Suction	Liquid	90% @ 90°F	SCFM	Oz.	Lbs. (kg)
	26.55 (674)	28.94 (735)	26.08 (662)	1/2"	3/8"	18.18 lbs	750	26	190 (86)

Factory charge 20 psig dry air, **MUST BE EVACUATED**

Evaporator		Ambient Temperatures														
T, °F	PSIG	80°F			90°F			95°F			100°F			110°F		
		BTUH	Watts	Cond T	BTUH	Watts	Cond T	BTUH	Watts	Cond T	BTUH	Watts	Cond T	BTUH	Watts	Cond T
10	32.8	7700	1210	98	6700	1250	106	6300	1270	110	5900	1280	114	5300	1320	124
15	37.7	8400	1270	99	7500	1320	108	7100	1340	112	6700	1360	117	6000	1400	126
20	43.0	9300	1340	101	8400	1390	110	8000	1420	114	7600	1440	119	6800	1480	128
25	48.8	10200	1400	102	9300	1470	112	8900	1490	116	8500	1520	121	7700	1570	130
30	54.8	11100	1470	104	10300	1540	114	9800	1580	119	9400	1610	123	8600	1660	133
35	61.5	12100	1540	106	11300	1620	116	10800	1660	121	10400	1690	126	9500	1750	135
40	68.5	13200	1610	108	12400	1700	119	11900	1750	124	11400	1790	128	10400	1850	137
45	76.0	14400	1680	110	13500	1790	121	13000	1840	126	12500	18	130	11400	1960	140

Performance @ 60 Hz, Return gas 40°F below 20°F Evaporator and 65°F above 20°F evaporator, SubCooling

*OPTION CODE: See reverse side for Available Options

Parts/Specifications

STANDARD		AVAILABLE OPTIONS	
Unit BOM	32L1061-2E	Fan Motor	810F050C20
Unit MODEL	AJA9484EXDHS	Replacement Fan Motor	50W230
		Fan Motor Qty	1
Refrigeration Range	10°F to 45°F	Fan Motor RLA	0.7
Design Pressure Low / High	150 / 450	Fan Blade	51568-1
Volts - HZ - Ph	208-230V ~ 60HZ	Fan Guard	70831
Voltage Range	187 - 253	Shroud	70727-2
Min. Circuit Ampacity	11.13		
Max. Fuse Size	20	High Pressure switch	84095-1L
		Low Pressure Control	84026-2
Compressor MODEL	AJA9484EXD	Dual Pressure Control	
Compressor BOM	AJ801ET-441-P2		
Compressor LRA	54	Head Master Valve	70083-1
Compressor RLA	8.21	Check Valve	56626
		Process Valve	
OverLoad	8300CRTL48	Discharge Valve (Base)	56618
Replacement Kit - O/L	K90-35	Liquid Valve (Base)	56500-K06
Relay	820ARR3L25	Liquid Valve (Receiver)	31590
Replacement Kit - Relay	K71-16	Suction Valve (Base)	56500-K08
Run Capacitor	85PR370F20	Suction Valve (Rotolock)	31582-3K
Run Capacitor Rating	25 MFD, 370 V		
Start Capacitor	85PS250D84	Condenser	50857-1
Start Capacitor Rating	216-259 MFD, 250 V	Receiver	51082-1K
Contactors	91014B	Accumulator	TK00014000
		Liquid Filter	70139
Unit Drawing	DGU1893-L112	Sight Glass	70084-S
Wiring Diagram	WD21-1T2	Suction Filter	704-20001
Wiring Diagram (A or F opt.)		CrankCase Heater	CH-102-40

32Lxxxx-2ER(F)ATnD
 R Heated/Insulated Receiver
 F Fixed Fan Control
 A Adjustable Fan Control
 T1 Air Defrost Timer
 T2 Electrical Defrost Timer & Defrost Heater Contactor
 D Disconnect Switch (nonfused)

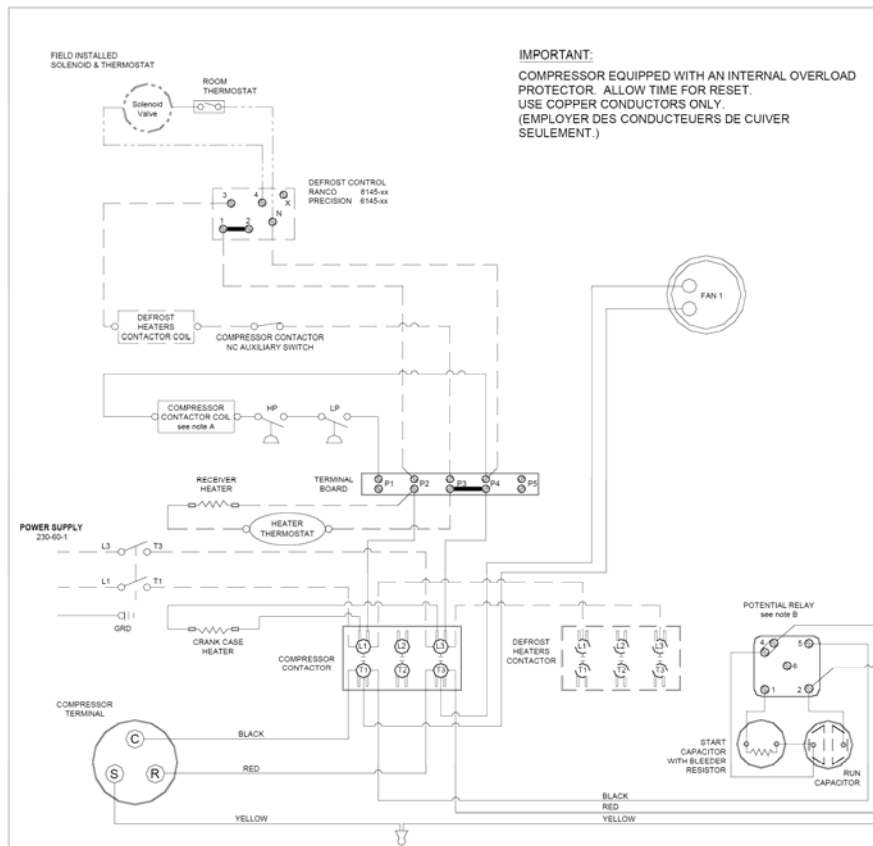
AVAILABLE ACCESSORIES

Solenoid Valve (supplied loose)	KSVC-264
Hail Louver Assy	LLPG-101

REPLACEMENT PARTS

Receiver Heater (R option)	92124-2
Receiver Thermostat (R option)	84102-2
Fixed Fan Control (F option)	
Adjustable Fan Control (A option)	
Defrost Timer (T1 or T2 option)	84110
Defrost Heater Contactor and Auxiliary Switch (T2 opt.)	91014B and 91014-AUX

Disconnect (D option)



IMPORTANT:
 COMPRESSOR EQUIPPED WITH AN INTERNAL OVERLOAD PROTECTOR. ALLOW TIME FOR RESET. USE COPPER CONDUCTORS ONLY. (EMPLOYER DES CONDUCTEURS DE CUIVRE SEULEMENT.)

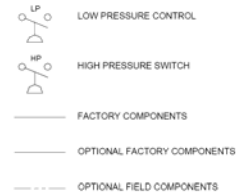
NOTES

FIELD WIRING NOTES

- ALL FIELD WIRING MUST BE DONE IN COMPLIANCE WITH ALL APPLICABLE LOCAL AND NATIONAL CODES.
- CONNECT INCOMING POWER LEADS FROM POWER SUPPLY TO L1, L2, AND L3 IN COMPRESSOR CONTACTOR OR TO L1, L2 AND L3 IN DISCONNECT SWITCH (IF PROVIDED). USE COPPER CONDUCTORS ONLY. (EMPLOYER DES CONDUCTEURS DE CUIVRE SEULEMENT.) PROVIDE EQUIPMENT GROUNDING CONDUCTOR. USE 75°C (MIN.) WIRING.
- PLACE JUMPER ACROSS P1 AND P2 IN TERMINAL BLOCK IF NO OTHER CONTROLLING DEVICE IS INSTALLED.
- DEFROST HEATERS LOADS SHOULD NOT BE HIGHER THEN THE MAXIMUM HEATERS LOAD INDICATED ON THE UNIT LABEL.

GENERAL NOTES:

- CONTACTOR COIL CIRCUIT IS FACTORY CONNECTED TO 230 V SOURCE IN PANEL AS SHOWN.
- COMPRESSOR EQUIPPED WITH AN INTERNAL OVERLOAD PROTECTOR. ALLOW TIME FOR RESET.



CONDENSING UNIT WIRING, 230V 60Hz 1 Ph, T1 & T2 defrost options

WD21-1T2

REVISION 3