

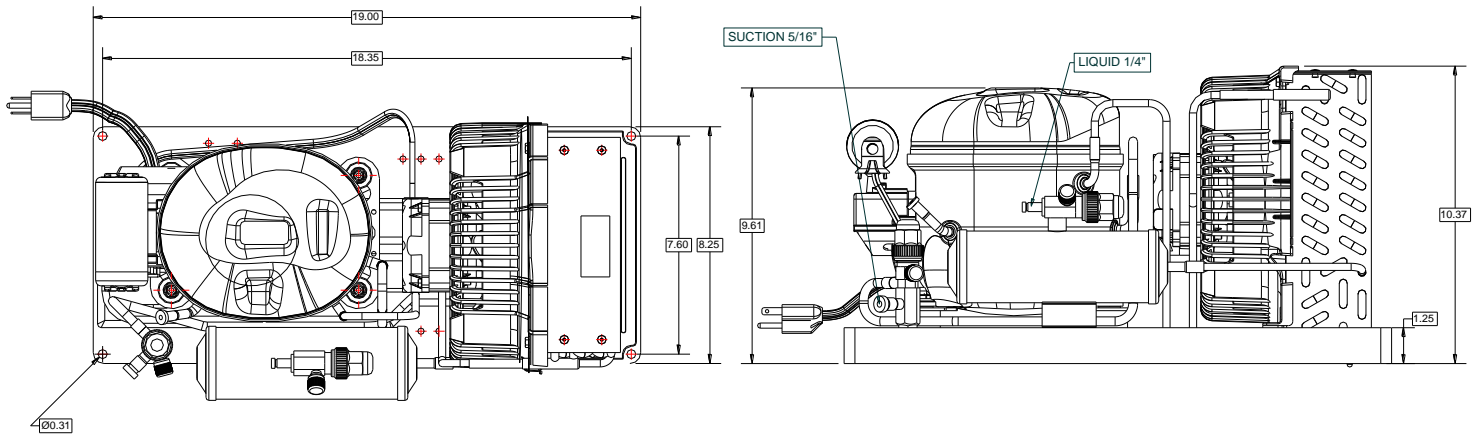
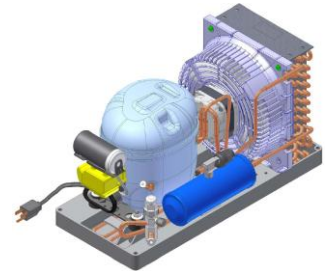


TECUMSEH HERMETIC CONDENSING UNIT



Model AE4440Y-AA1AGL, GK, GB, GC
BOM 33Y360-2(9), -3(9), -4(9), -5(9)

Air Cooled 1/3 HP
Application High Temp
Refrigerant R-134a
Volts-Hz-Ph 115/60/1



Model	Dimensions, inches (mm)			Line connections		Pumpdown	Air flow	Oil Ch.	Gross wt.
	L	W	H	Suction	Liquid	90% @90°F	CFM	Oz.	Lbs (kg)
AE4440Y-AA1AGL	19 (483)	8.7 (221)	10.3 (262)	5/16 Sweat	1/4 Sweat	n/a	240	9.5	39.6 (18)
AE4440Y-AA1AGK		9.7 (246)				2.09			40.2 (18.2)
AE4440Y-AA1AGB						2.47			40.8 (18.5)
AE4440Y-AA1AGC						5/16 Valve Sweat			1/4 Valve Sweat

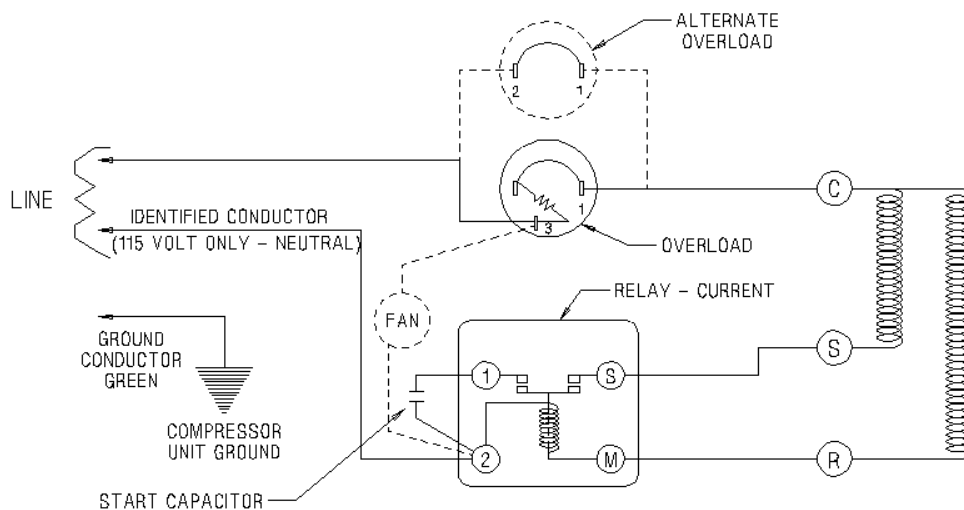
Factory charge 20 psig dry air, **MUST BE EVACUATED**

Evaporator		Ambient Temperatures											
		80°F			90°F			100°F			110°F		
°F	Psig	BTUH	Watts	Cond T	BTUH	Watts	Cond T	BTUH	Watts	Cond T	BTUH	Watts	Cond T
20	18.4	2560	440	108	2360	460	116	2160	470	125	1990	480	134
25	22.1	2810	470	111	2610	480	120	2400	500	128	2210	520	137
30	26.0	3080	500	115	2860	520	123	2640	530	132	2420	560	140
35	30.3	3350	530	118	3110	550	127	2870	570	135	2620	600	143
40	35.0	3630	570	122	3370	590	130	3110	620	139	2830	640	147
45	40.0	3920	610	126	3620	640	134	3340	670	142	3020	690	150
50	45.3	4220	650	130	3890	690	138	3570	720	146	3220	740	154

Performance @ 60 Hz, Return gas 65°F, SubCooling 5°F

Parts/Specifications

Unit BOM	33Y360-2(9)	Condenser	50734-G04
Unit MODEL	AE4440Y-AA1AGL	Fan Guard	116-003P
Refrigeration RANGE	20°F to 55°F	Replacement Fan Motor	9W115
Design Pressure Low	150		
Design Pressure High	300		
Volts - HZ - Ph	115/60/1	Electrical Diagram	DEAE-10
Voltage Range	103.5 to 126.5	Unit Drawing	DGBU-062
Min. Circuit Ampacity	7.86		
Max. Fuse Size	15		
Compressor MODEL	AE4440Y-AA1A	Unit BOM	33Y360-3(9)
Compressor BOM	AE-1022-E	Unit MODEL	AE4440Y-AA1AGK
Compressor LRA	32	Power Cord	85106-10
Compressor RLA	5.82	Unit Drawing	DGBU-062
OverLoad	830-10024	Unit BOM	33Y360-4(9)
Replacement Kit - O/L	K90-56	Unit MODEL	AE4440Y-AA1AGB
Relay	820-10031	Receiver	51085-1H
Replacement Kit - Relay	K71-36	Unit Drawing	DGBU-062R
Start Capacitor	85PS165D64		
Replacement Kit - St. Cap	K146-59	Unit BOM	33Y360-5(9)
		Unit MODEL	AE4440Y-AA1AGC
Fan Motor	810L009B96	Receiver w/Liquid Valve	51085-1HV
Fan Motor RLA	0.58	Suction Valve	56580-1
Fan Blade	4VEA010	Unit Drawing	DGBU-062V



115 OR 230 VOLT - SCHEMATIC WIRING DIAGRAM - CSIR
 REF. DWG. MD472-1

WARNING - WIRING DIAGRAM MUST BE FOLLOWED AS SHOWN. ANY MISWIRING CAN CAUSE SERIOUS ELECTRICAL HAZARD AND POTENTIAL DAMAGE OR RUPTURE OF COMPONENT ELECTRICAL PARTS.

DEAE-10