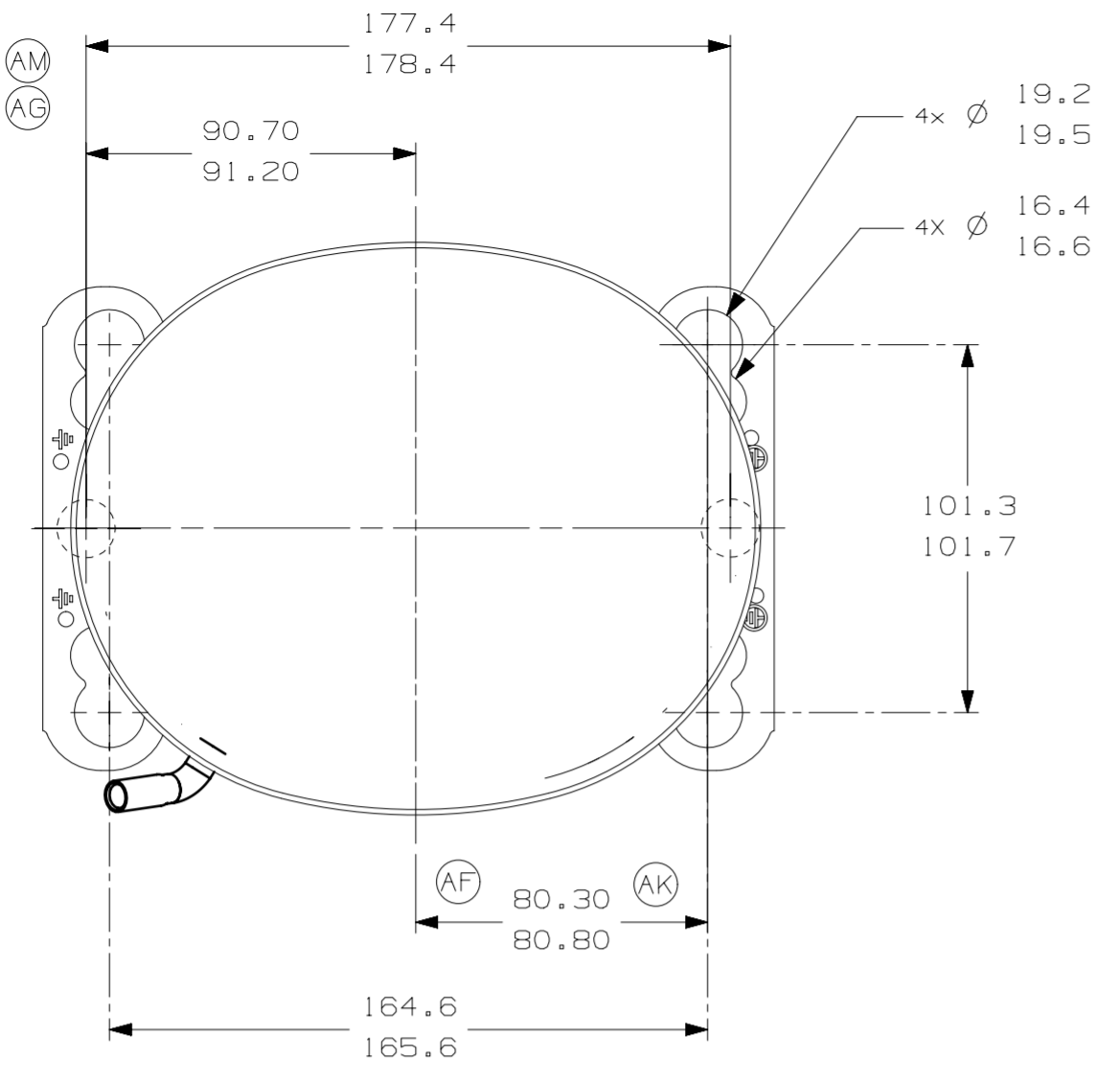
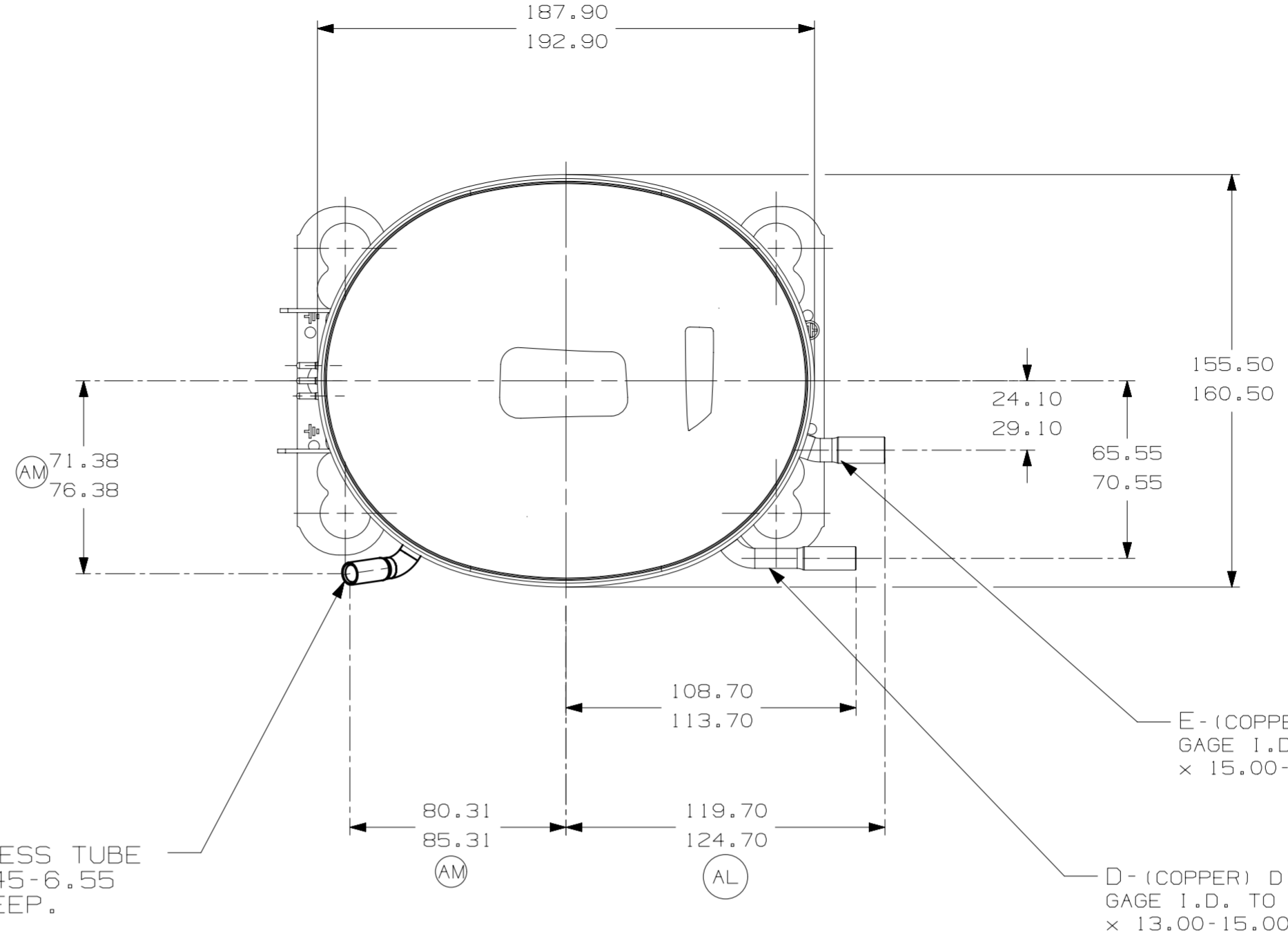


ITEM	PART NUMBER
A	14963658
B	14963285
C	14947663
D	580-10244
E	580-10019



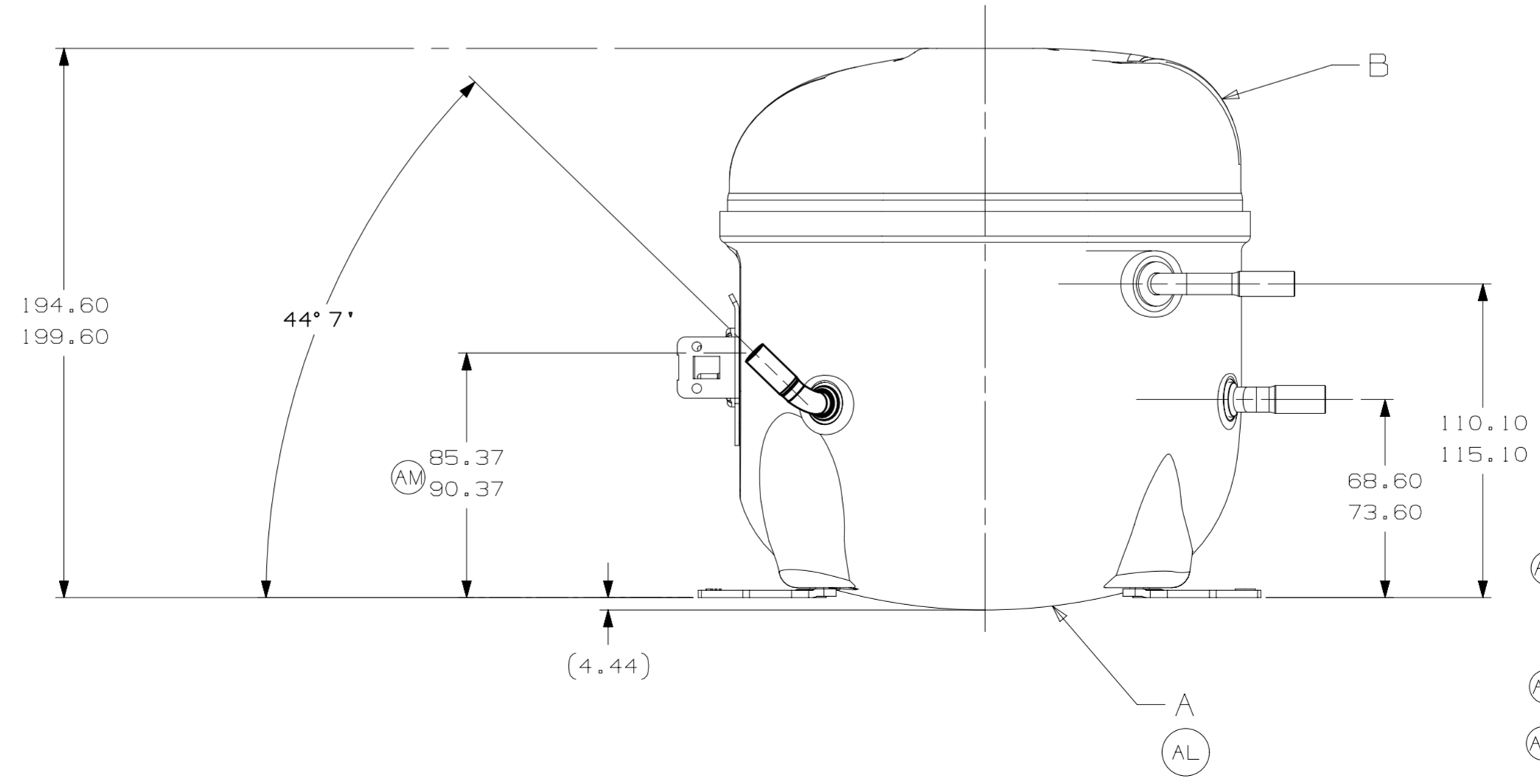
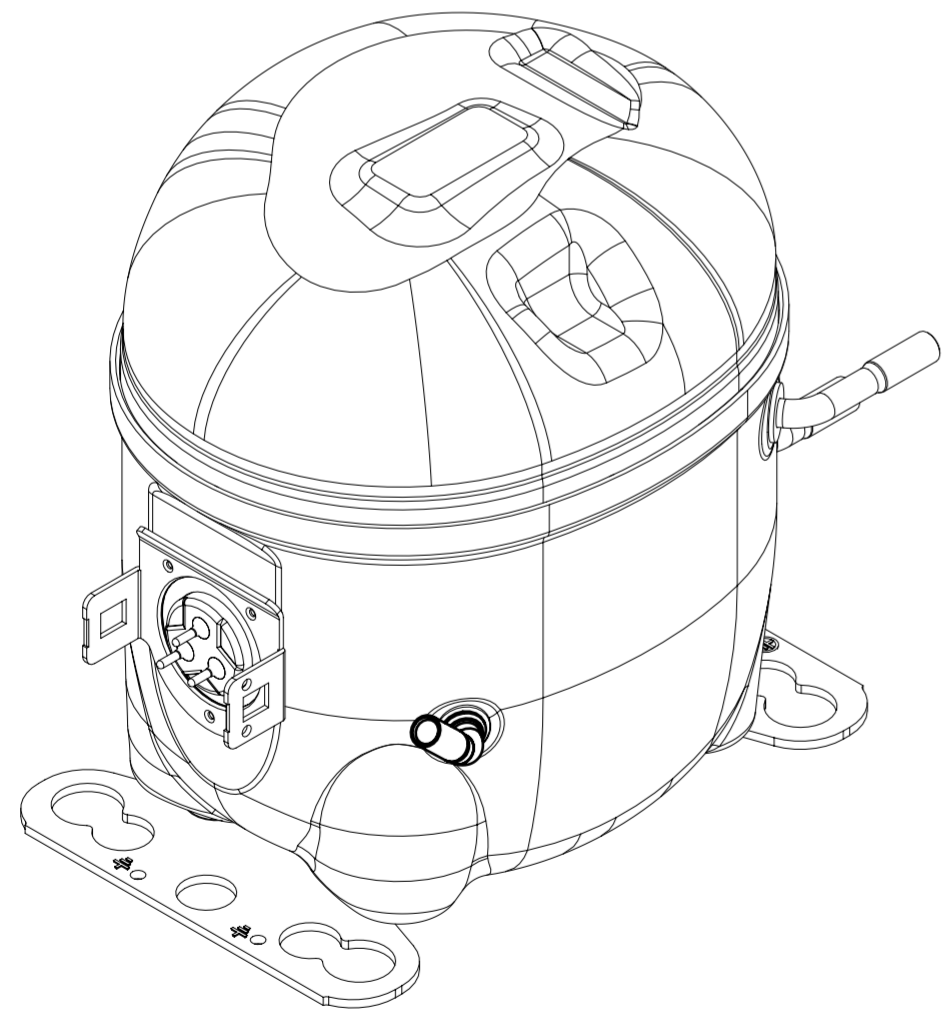
- AUXILIARY VIEW -
FASTENING DIMENSIONS



C - (COPPER) PROCESS TUBE
GAGE I.D. TO 6.45-6.55
× 13.00-15.00 DEEP.

E - (COPPER) SUCTION TUBE
GAGE I.D. TO 8.00-8.10
× 15.00-17.00 DEEP.

D - (COPPER) DISCHARGE TUBE
GAGE I.D. TO 6.45-6.55
× 13.00-15.00 DEEP.



- NOTES:
- 1- IF SPECIFIED IN BM. ASSEMBLE PARTS AS SHOWN.
 - 2- SEE SPEC. "A-B" & A-C FOR PROCESS.
 - 3- THERE CAN BE NO CREASES IN THE TUBES. (CREASES ARE SIGNS OR MARKS THAT ARE IN SOMETHING THAT BENDS)
 - 4- AFTER THE FOLDS IN THE TUBES, CANNOT BE ACCELERATED TO AREA EXCEEDING 30%.
 - 5- TUBES OF SUCTION, DISCHARGE AND PROCESS MUST BE FREE OF INK ON 15.8mm (5/8") FROM TOP OF THE TUBES AS SPEC. T.P.Co. A-B4.
 - 6- FOR SUPPLIER ENVIRONMENTAL REGULATORY REQUIREMENTS, SEE TECUMSEH GLOBAL SPEC. 08.

REV.	DATE	DESCRIPTION	BY	CHKD.
B5	ERA 91.60-96.60			
D4	ERA 86.60-91.60			
E5	ERA 72.10-77.10			
F8	ERA 14963573			
3A	ATUALIZADA			
3D	14963658			
A/2	ALTERADA MEDIDA			
AK	ERA: 82.30-82.80			
E/6	E ACRESC. NOTA 6			
..	RETIRADO DETALHE			
..	(AMPA. TSENITA			
..	DE PINTURA)			
AG	F/8	ALTERADO TUBO D		
..	ERA: 14963519			
AF	D/7	ALTERADA MEDIDA		
..	ERA: 80.30-80.80			
AE	A/2	ADICIONADO NOTA		
..				
A/2	REVISADA			
..	NOTAS 3 E 4			
A/2	ACRESCENTADA			
..	NOTAS 3 E 4			
AC	D/2	ALTERADO TUBO		
..	DE SUCCAO			
..	ERA: 14963571			
AB	A/1	ALTERADO NOME		
..	ERA: BROCOMD			
AA		LIBERACAO		

THIRD ANGLE PROJECTION

UNITS: mm

DRAWING SIZE: A2

0. A SYMBOLS AS PROCEDURE 2.01.031 TECUMSEH OF BRAZIL

NAME: SALES COMPRESSOR

PART NO.: DCAE178

SCALE: 1:2

PAGE: 1/1

DATE: 23-02-11

REF.

FAMILY: AE2