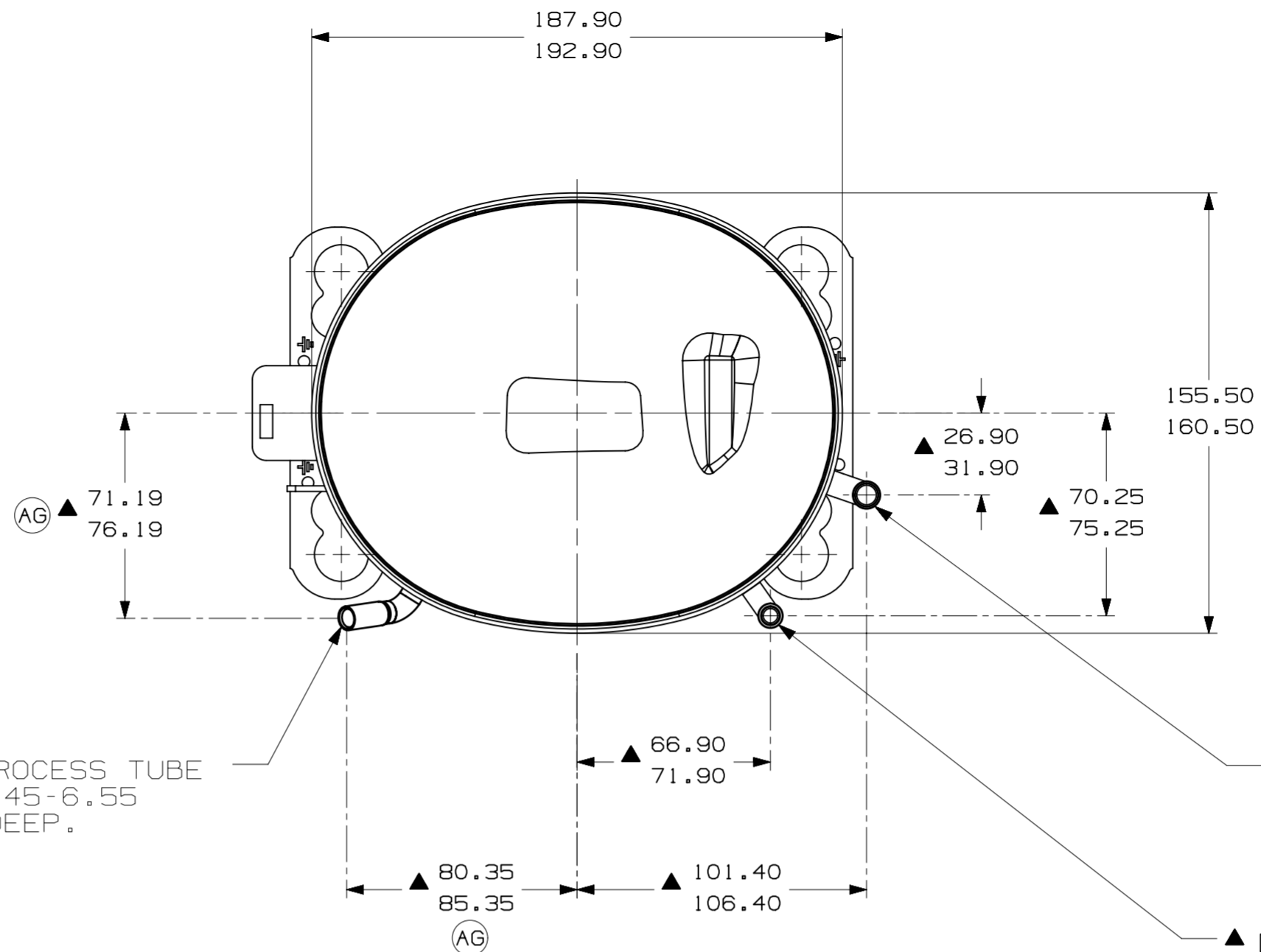


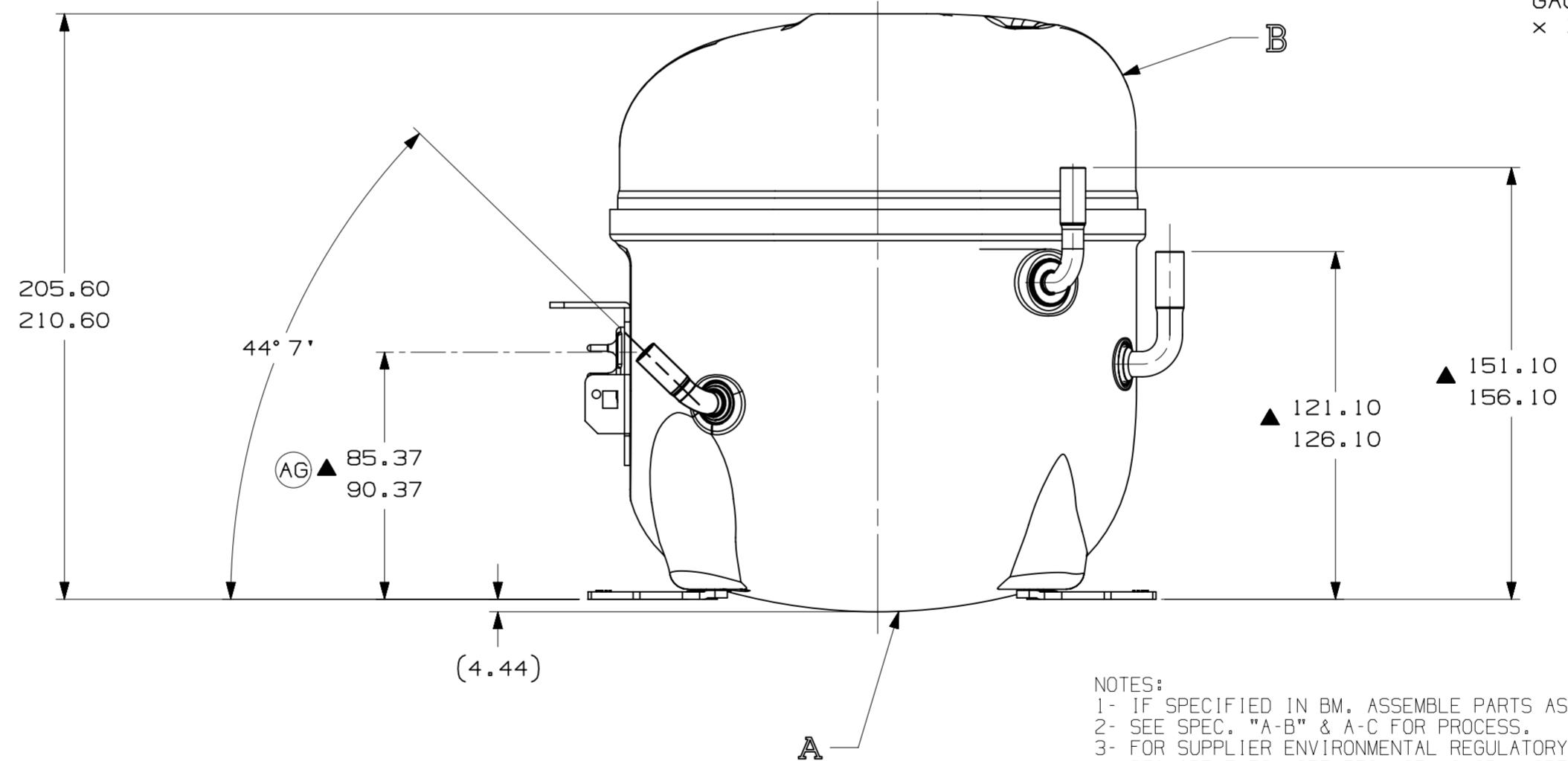
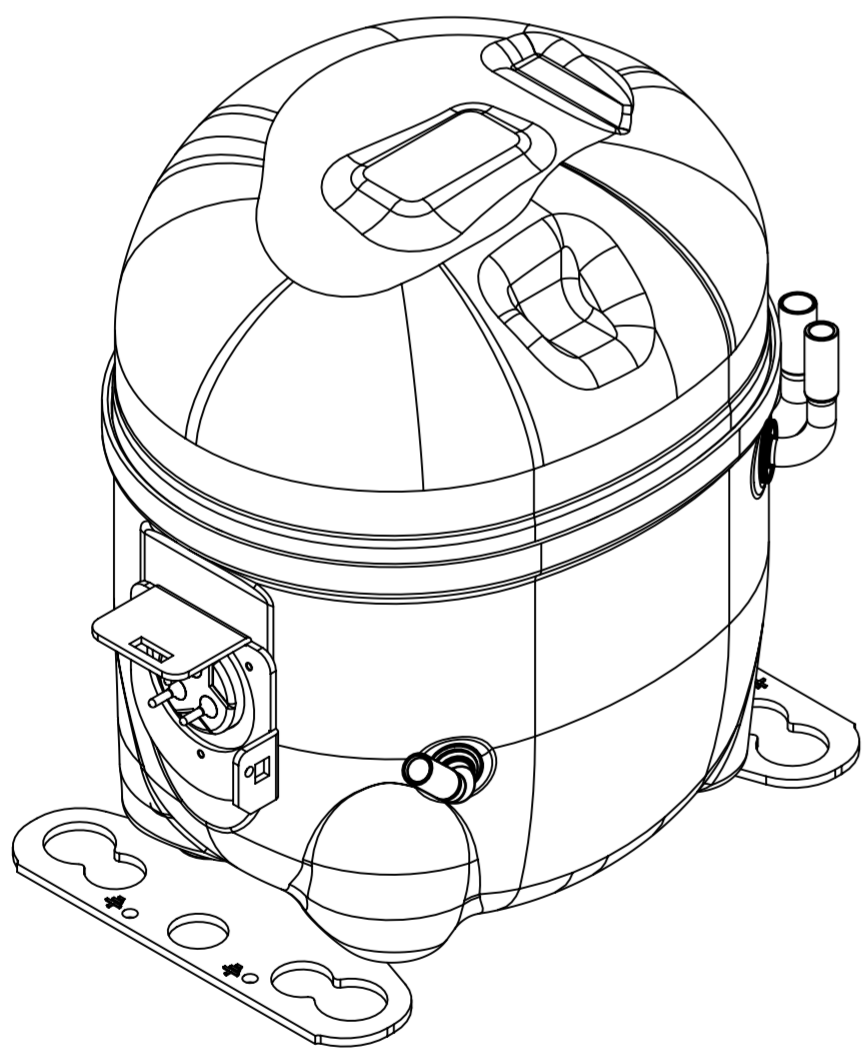
- AUXILIARY VIEW -  
FASTENING DIMENSIONS



▲ C - (COPPER) PROCESS TUBE  
GAGE I.D. TO 6.45-6.55  
× 15.00-17.00 DEEP.

▲ E - (COPPER) SUCTION TUBE  
GAGE I.D. TO 8.00-8.10  
× 15.00-17.00 DEEP.

▲ D - (COPPER) DISCHARGE TUBE  
GAGE I.D. TO 6.45-6.55  
× 15.00-17.00 DEEP.



- NOTES:
- 1- IF SPECIFIED IN BM, ASSEMBLE PARTS AS SHOWN.
  - 2- SEE SPEC. "A-B" & A-C FOR PROCESS.
  - 3- FOR SUPPLIER ENVIRONMENTAL REGULATORY REQUIREMENTS, SEE TECUMSEH GLOBAL SPEC. 08
  - 4- THERE CAN BE NO CREASES IN THE TUBES. (CREASES ARE SIGNS OR MARKS THAT ARE IN SOMETHING THAT BENDS)
  - 5- AFTER THE FOLDS IN THE TUBES, CANNOT BE ACCELERATED TO AREA EXCEEDING 30%.
  - 6- TUBES OF SUCTION, DISCHARGE AND PROCESS MUST BE FREE OF INK ON 15.8mm (5/8") FROM TOP OF THE TUBES AS SPEC. T.P.Co. A-B4.

ITEM	PART NUMBER
A	320-10229
B	14963286
C	14947663
D	580-10243
E	14963571

LT	LC	CHANGE	DATE
AA		LIBERACAO	15/05/12 P.S. A.M.
AB	A/3	ADICIONADO NOTA	13-09-13
AC	F/7	ALTERADA MEDIDA ERA: 80-30-80-80	31-01-14
AD	A/1	ALTERADO TUBO D (AREA ISENTA DE PINTURA)	03-03-15
AE		RETIRADO DETALHE (AREA ISENTA DE PINTURA)	08-06-16
AF	F/7	ALTERADA MEDIDA ERA: 82-30-82-80	14-02-18
AG			03-06-22 G.M. R6.
B5	ERA	91-60-96-60	
D4	ERA	86-60-91-60	
E5	ERA	72-10-77-10	
B1	ERA	14963573	

THIRD ANGLE PROJECTION

UNITS: mm

DRAWING SIZE: A2

0. A SYMBOLS AS PROCEDURE 2.01.031 TECUMSEH OF BRAZIL

NAME: SALES COMPRESSOR

PART NO.: DCAE679

SCALE: 1:2

PAGE: 1/1

DATE: 19/04/12

REF.

FAMILY: AE2