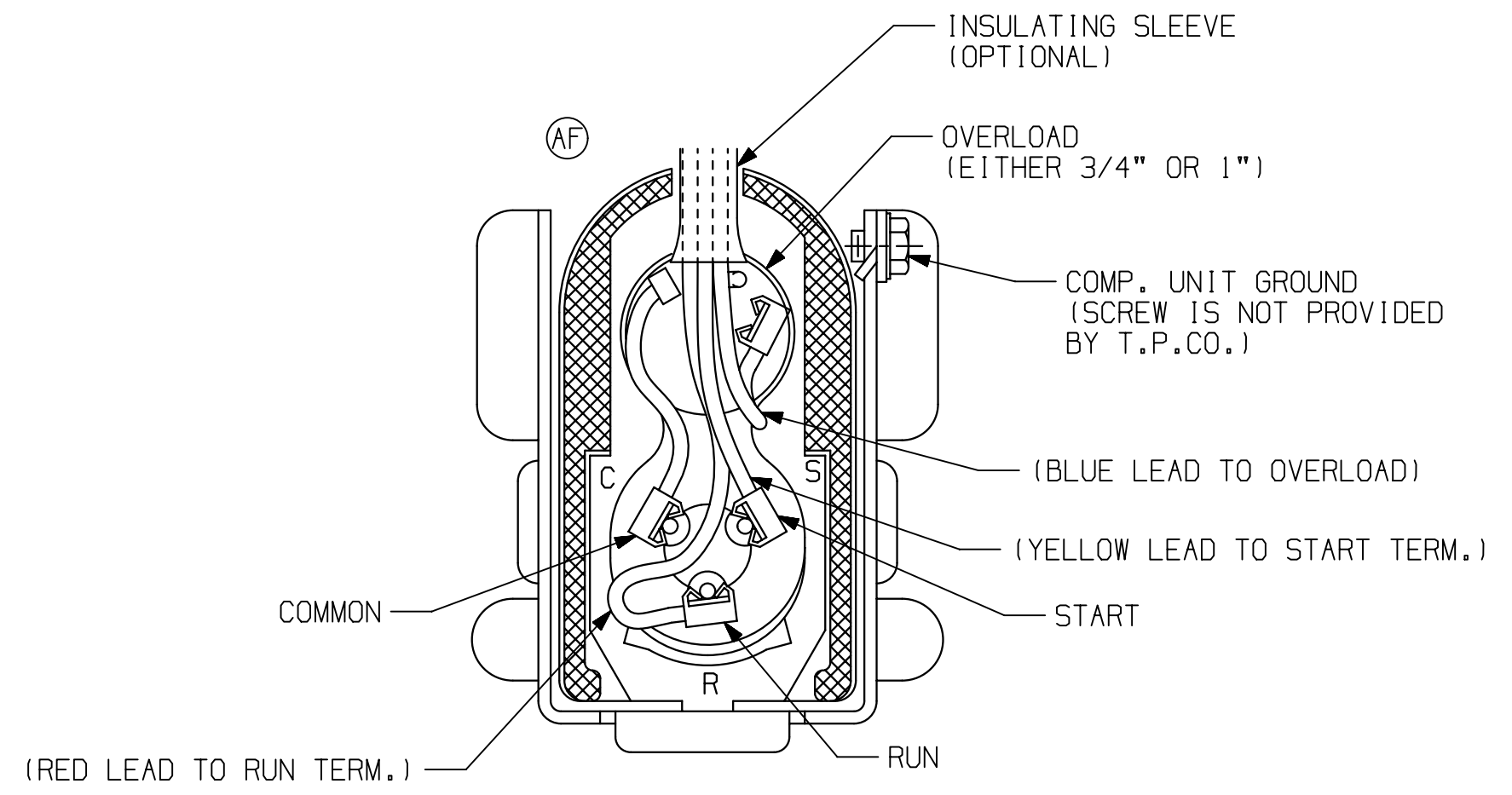


AG ELECTRICAL HOOK-UP REF. AK2



ELECTRICAL HOOK-UP REF. AK

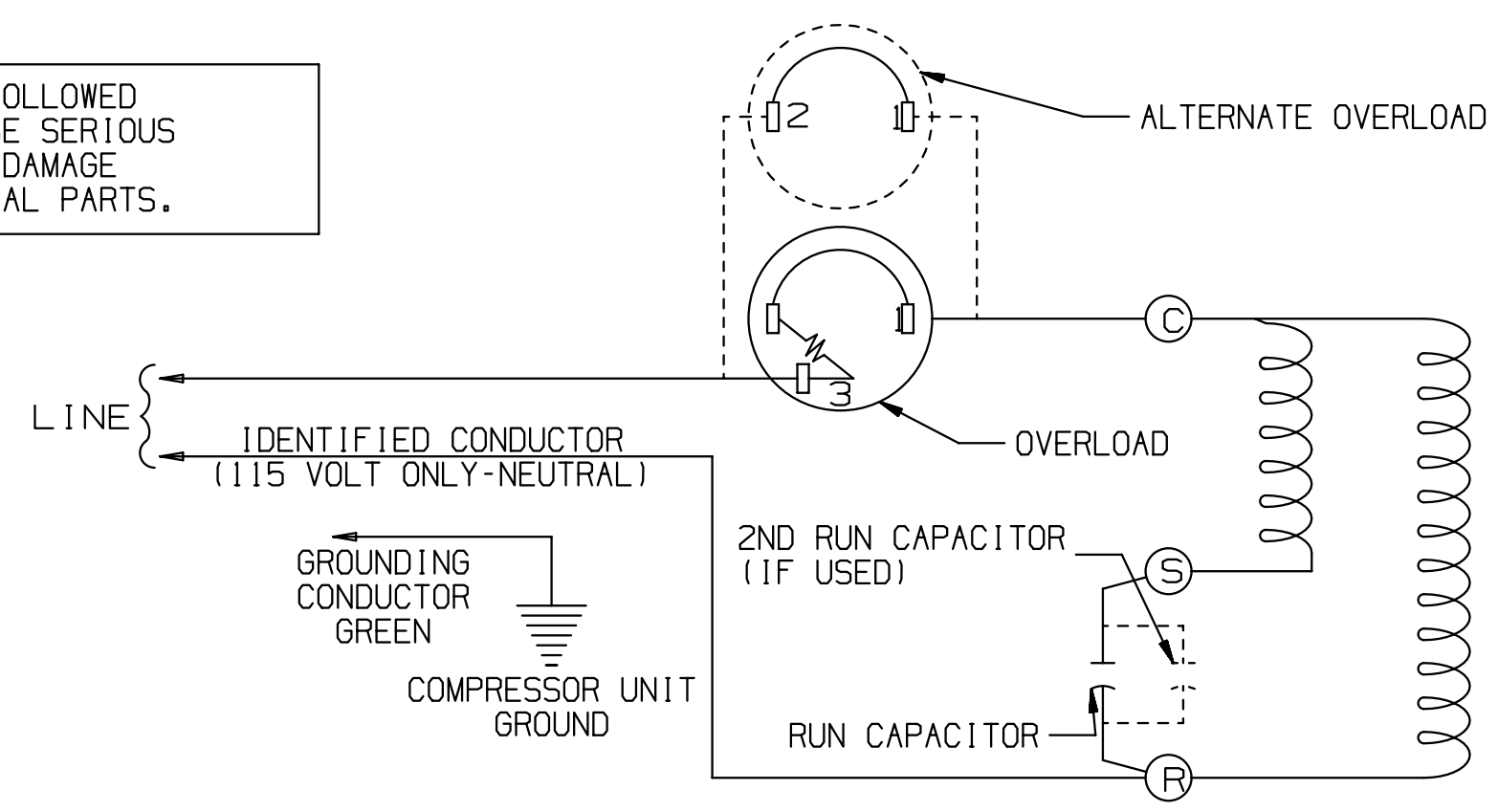
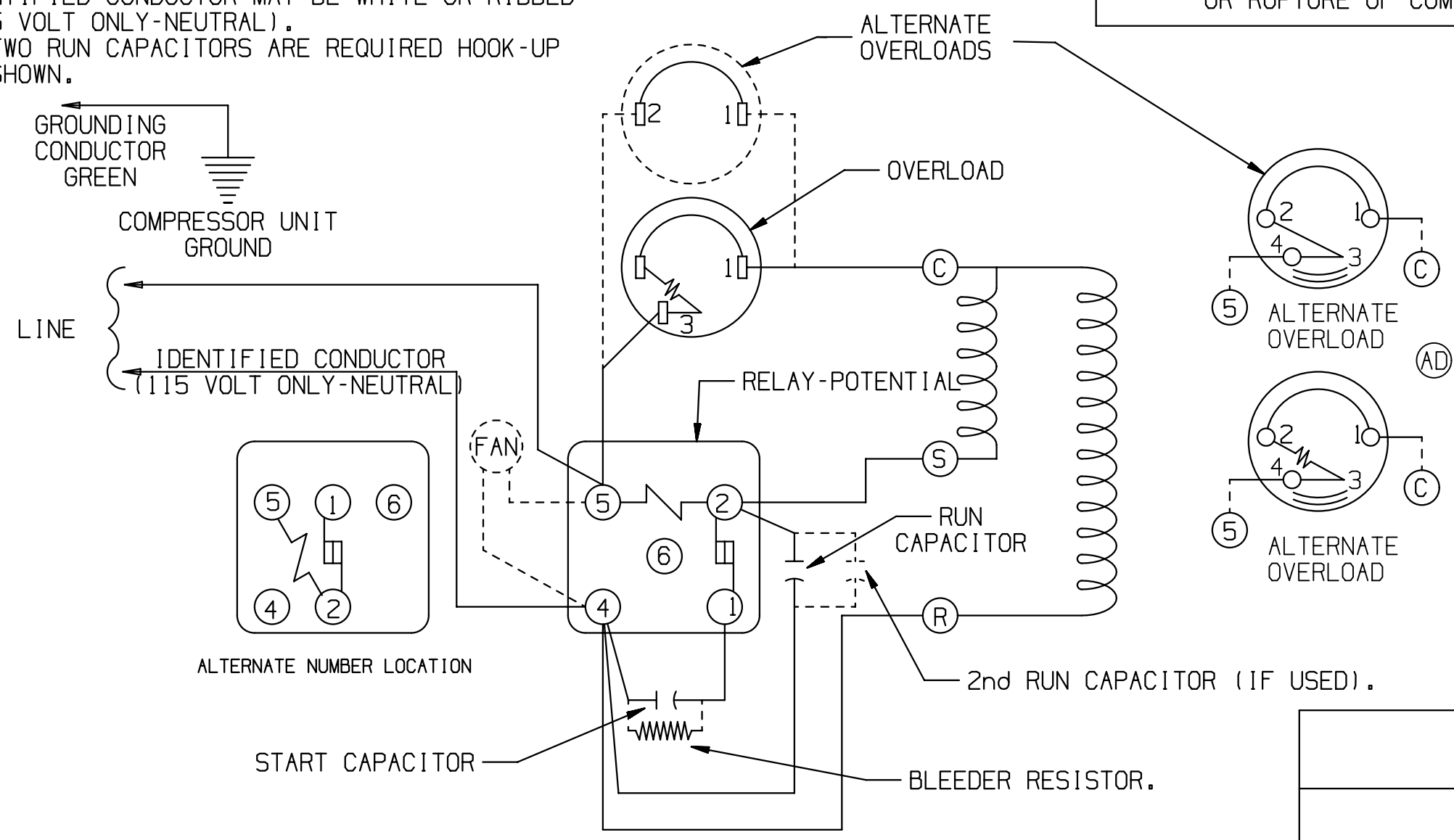
--NOTES--

1. ASSEMBLE PARTS AS SHOWN IF SPECIFIED ON B/M.
2. IDENTIFIED CONDUCTOR MAYBE WHITE OR RIBBED (115 VOLT ONLY-NEUTRAL).
3. IF TWO RUN CAPACITORS ARE REQUIRED HOOK-UP AS SHOWN.

NOTE:

1. ASSEMBLE PARTS AS SHOWN IF SPECIFIED ON B/M.
2. IDENTIFIED CONDUCTOR MAY BE WHITE OR RIBBED (115 VOLT ONLY-NEUTRAL).
3. IF TWO RUN CAPACITORS ARE REQUIRED HOOK-UP AS SHOWN.

WARNING-WIRING DIAGRAM MUST BE FOLLOWED AS SHOWN. ANY MISWIRING CAN CAUSE SERIOUS ELECTRICAL HAZARD AND POTENTIAL DAMAGE OR RUPTURE OF COMPONENT ELECTRICAL PARTS.



115 OR 230 VOLT - SCHEMATIC WIRING DIAGRAM - PSC. (REF. DWG. MD472-4)

AK-115 OR 230 V.-PCS.  
AK-115 OR 230 V.-CSR OR CSR START CAPACITOR ASSIST.

115 OR 230 VOLT-SCHEMATIC WIRING DIAGRAM CSR OR CSR START CAPACITOR ASSIST (REF.DWG. MD472-35)

3D, VNX8 B

ENGLISH

Q.A. SYMBOLS

- ★ = CATEGORY I
- ▲ = CATEGORY III
- = CATEGORY IIII
- = CATEGORY IV

AK

TS 13FEB17	LOT 08JUL08	EAC 31MAY06	EAC 07DEC04	HINMAN 07/28/97	DATE	DIS.CODE 34SU	NAME ELECTRICAL HOOK-UP
AG 7D EC76989 AK2 FAN OVERLOAD OVERLOAD HOLDER, BASKET	AF 5E EC19615 REVISE WIRE ROUTING	AE 7E F244883-000 THE WIRING ENDS OF THE WIRE AS SHOWN ON MARKED-UP PRINT.	AD 5B F241512-041 ADDED NEW ELECTRICAL VIEWS FOR THE WIRING DIAGRAM.	AC -- F231504-022 REVISED TO SHOW OVERLOAD HOLDER	AB -- REDDRAWN NO CHANGE	SCALE 1"=1"	THIS PRINT SUPERSEDES ALL PRINTS PRIOR TO
MATERIAL							TECUMSEH PRODUCTS CO. ANN ARBOR, MICHIGAN
PART NO.							DEAK 1