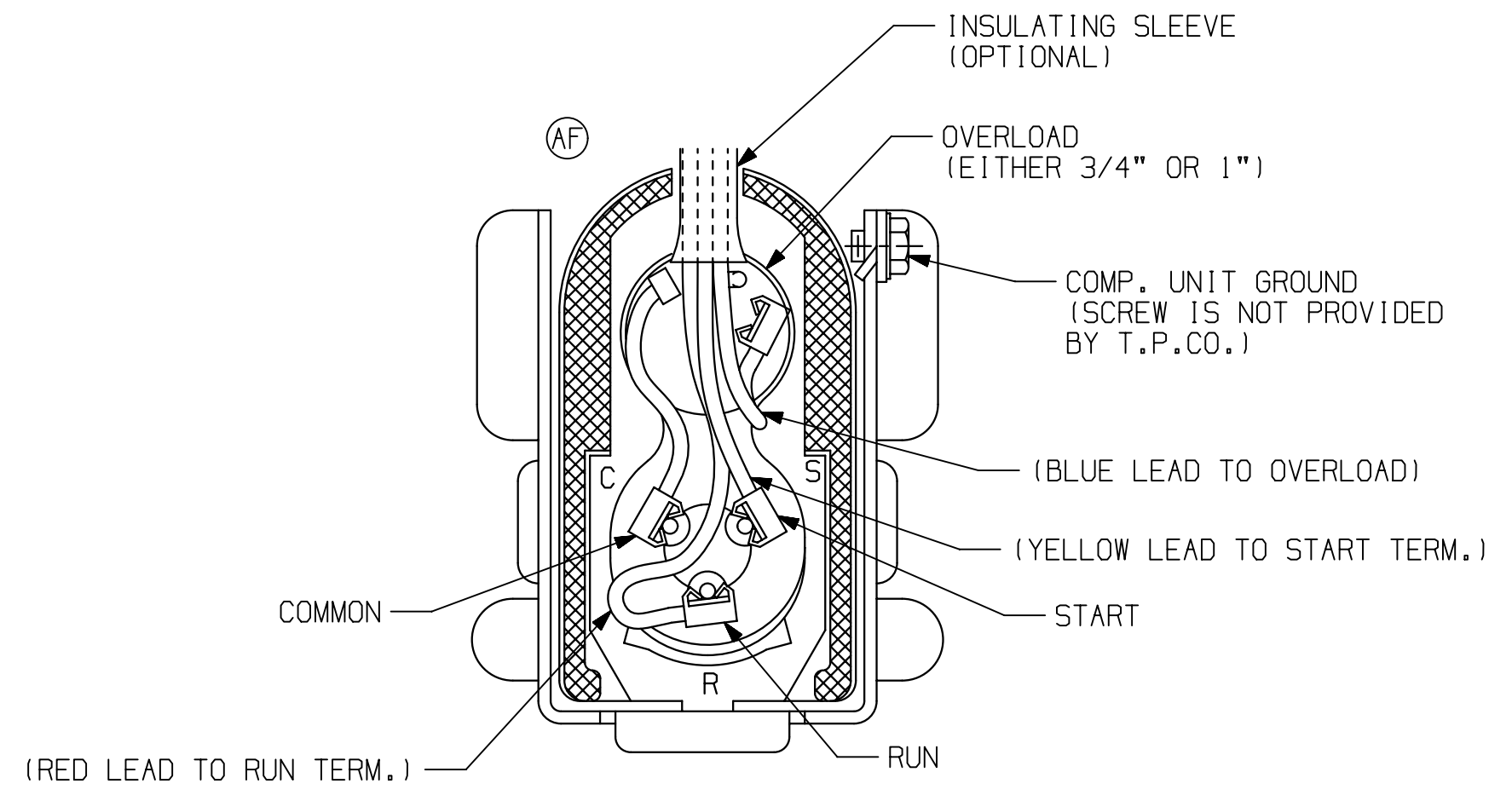


AG ELECTRICAL HOOK-UP REF. AK2



ELECTRICAL HOOK-UP REF. AK

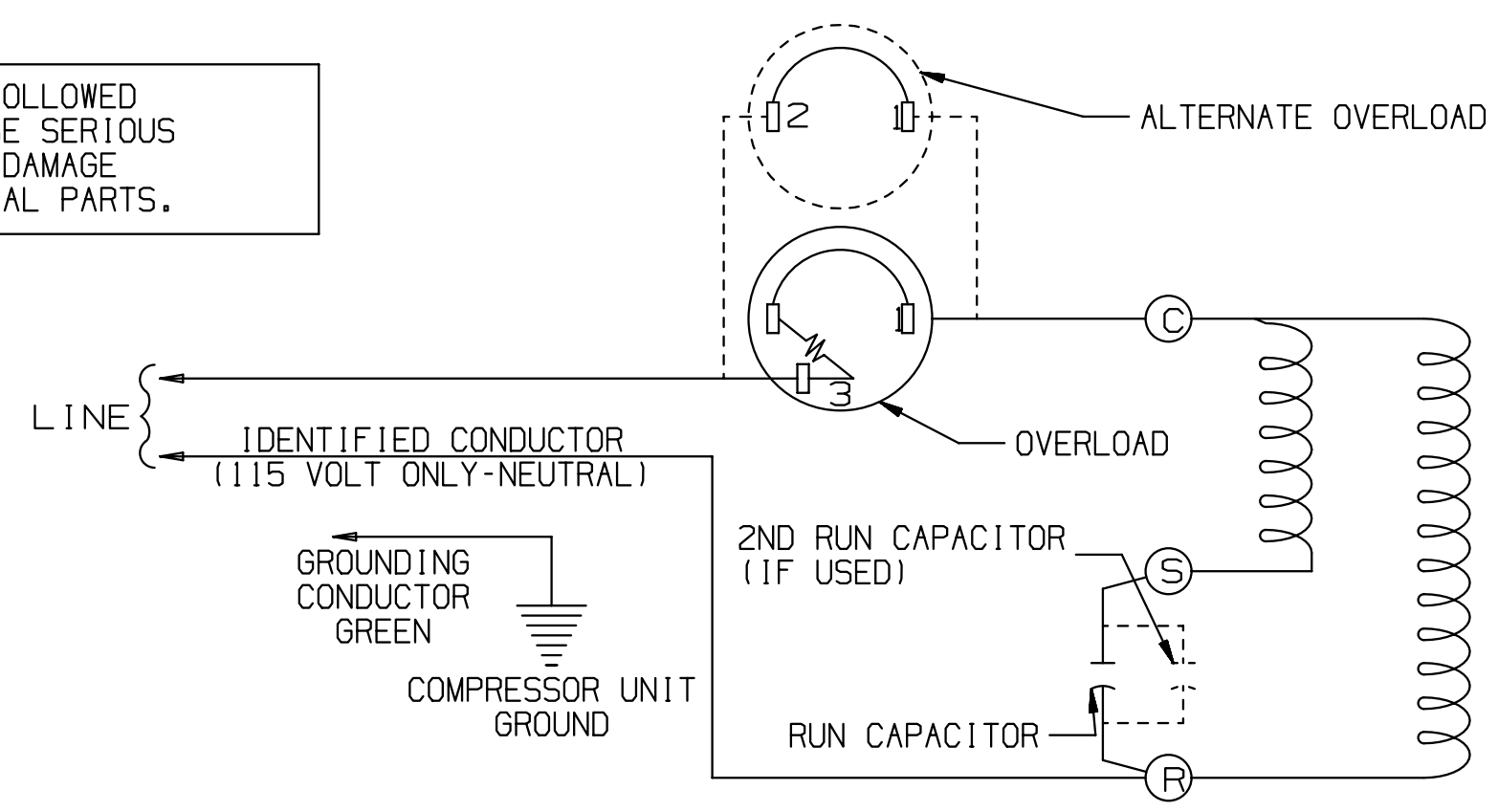
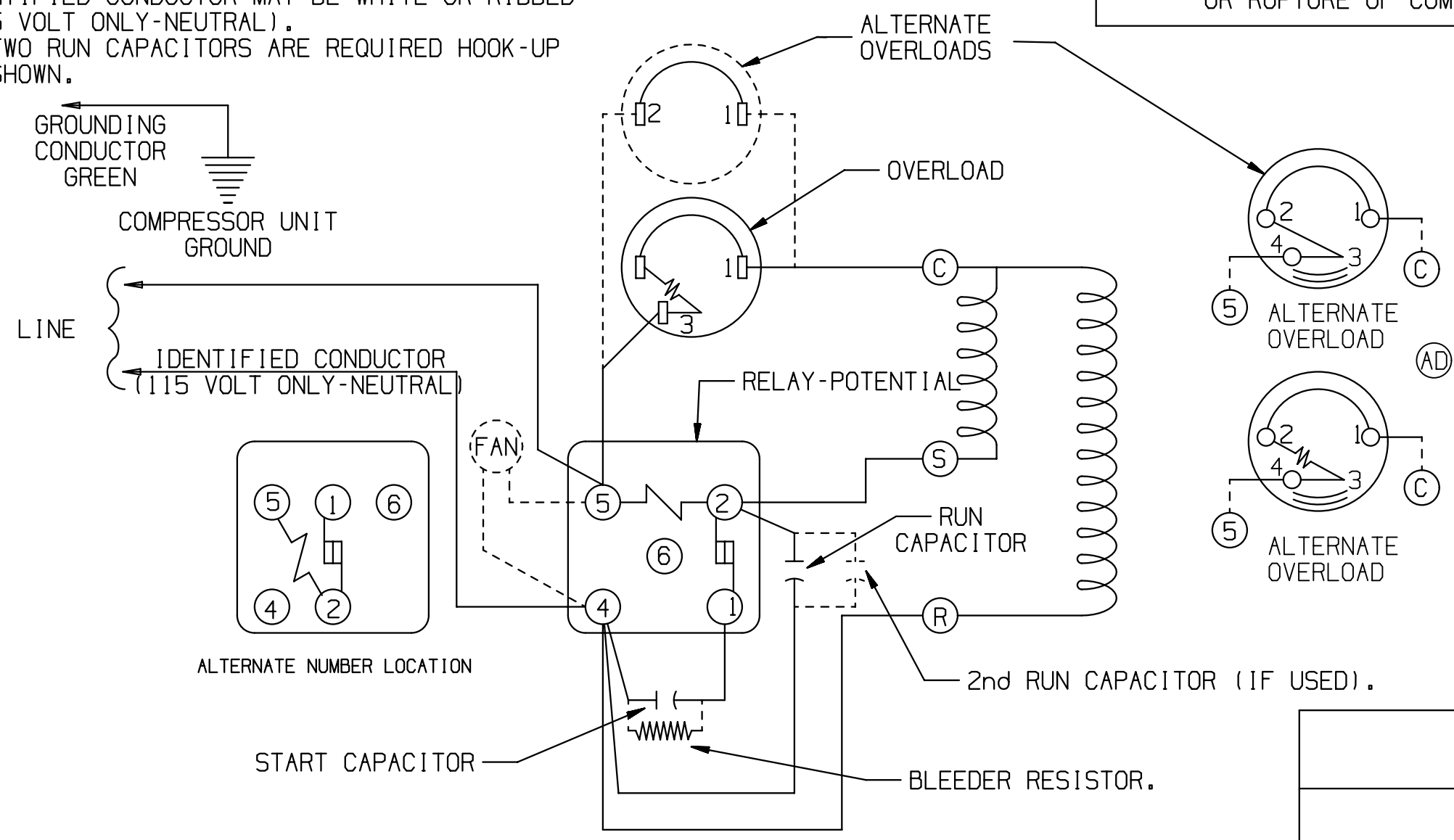
--NOTES--

1. ASSEMBLE PARTS AS SHOWN IF SPECIFIED ON B/M.
2. IDENTIFIED CONDUCTOR MAYBE WHITE OR RIBBED (115 VOLT ONLY-NEUTRAL).
3. IF TWO RUN CAPACITORS ARE REQUIRED HOOK-UP AS SHOWN.

NOTE:

1. ASSEMBLE PARTS AS SHOWN IF SPECIFIED ON B/M.
2. IDENTIFIED CONDUCTOR MAY BE WHITE OR RIBBED (115 VOLT ONLY-NEUTRAL).
3. IF TWO RUN CAPACITORS ARE REQUIRED HOOK-UP AS SHOWN.

WARNING-WIRING DIAGRAM MUST BE FOLLOWED AS SHOWN. ANY MISWIRING CAN CAUSE SERIOUS ELECTRICAL HAZARD AND POTENTIAL DAMAGE OR RUPTURE OF COMPONENT ELECTRICAL PARTS.



115 OR 230 VOLT - SCHEMATIC WIRING DIAGRAM - PSC. (REF. DWG. MD472-4)

AK-115 OR 230 V.-PCS.
AK-115 OR 230 V.-CSR OR CSR START CAPACITOR ASSIST.

3D, VNX8 B

ENGLISH

Q.A. SYMBOLS

- ★ = CATEGORY I
- ▲ = CATEGORY III
- = CATEGORY IIII
- = CATEGORY IV

AK

115 OR 230 VOLT-SCHEMATIC WIRING DIAGRAM CSR OR CSR START CAPACITOR ASSIST (REF.DWG. MD472-35)

TS	13FEB17	LOT	08JUL08	EAC	31MAY06	EAC	07DEC04	HINMAN	07/28/97	DATE	NO CHANGE	DIS. CODE	34SU	NAME	ELECTRICAL HOOK-UP	SCALE	1"=1"	THIS PRINT SUPERSEDES ALL PRINTS PRIOR TO
EC76989	AK2 FAN OVERLOAD	EC19615	REVISE WIRE ROUTING	#244883-000	THE WIRE ENDS OF THE WIRE AS SHOWN ON MARKED-UP PRINT.	#241512-041	ADDED NEW ELECTRICAL VIEWS FOR THIS PRINT.	#231504-022	HINMAN OVERLOAD HOLDER	REDDRAWN	NO CHANGE	DO NOT SCALE THIS DRAWING OR PRINT. ALL IS THE PROPERTY OF TECUMSEH AND CONTAINS PROPRIETARY AND CONFIDENTIAL INFORMATION. IT IS MADE AVAILABLE TO THE CUSTOMER UNDER THE CONDITION THAT NEITHER IT NOR THE INFORMATION CONTAINED THEREIN BE DISCLOSED OR MADE AVAILABLE TO ANY OTHER PARTY WITHOUT THE WRITTEN CONSENT OF TECUMSEH PRODUCTS CO. ANY SPECIFIC WRITTEN CONSENT AND IT IS THE PROPERTY OF TECUMSEH PRODUCTS CO. ANY REQUEST FOR THIS INFORMATION MUST BE MADE BY E-MAIL AFTER RECEIVING THIS DRAWING.	TECUMSEH PRODUCTS CO.	ANN ARBOR, MICHIGAN	PART NO.	DEAK 1		
AG 7D	AK2 FAN OVERLOAD	AF 5E		AE 7E		AD 5B		AC		AB								