PART NO. DEAV-4

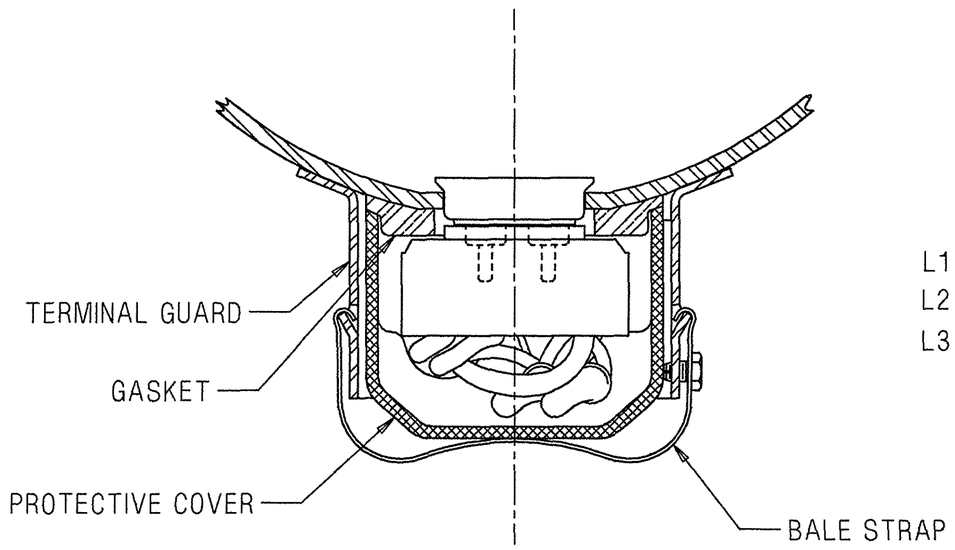

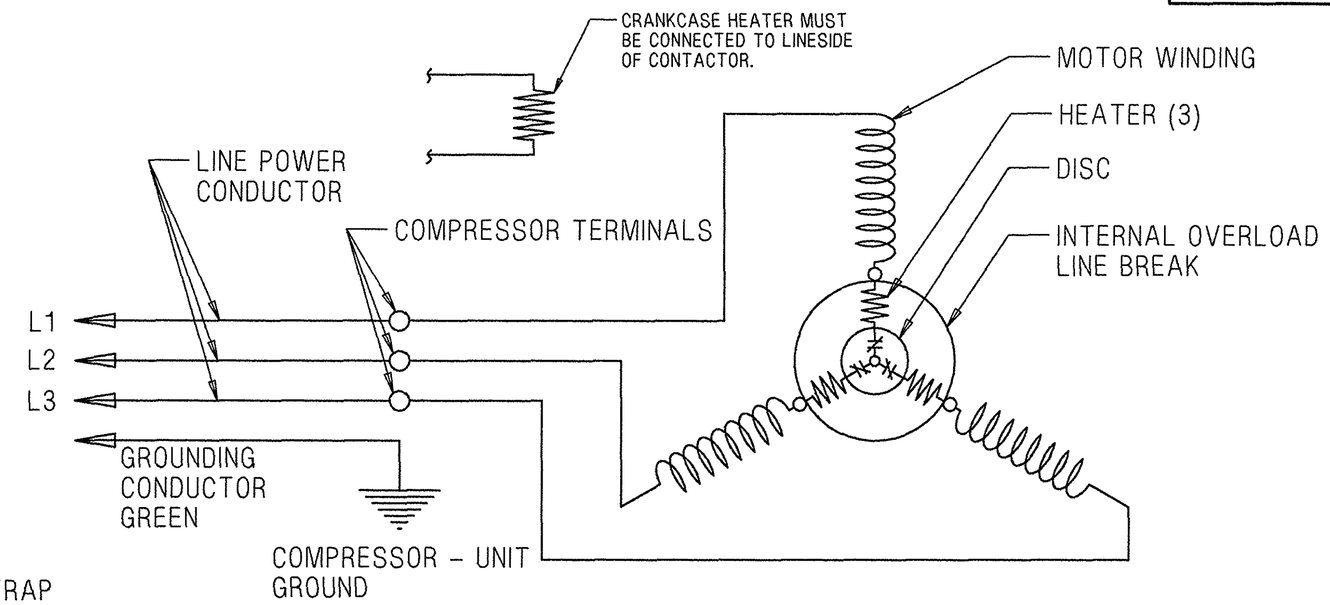

SCHEMATIC WIRING DIAGRAM - 3 PHASE
INTERNAL OVERLOAD (LINE BREAK) CRANKCASE HEATER.
REF. DWG. MD472-43

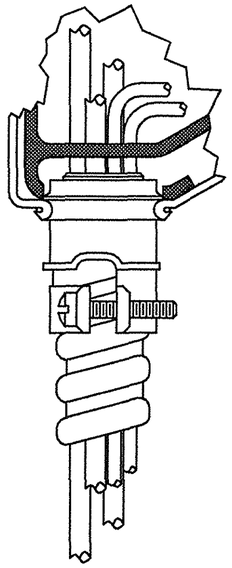

ALTERNATE IF CONDUIT IS USED.

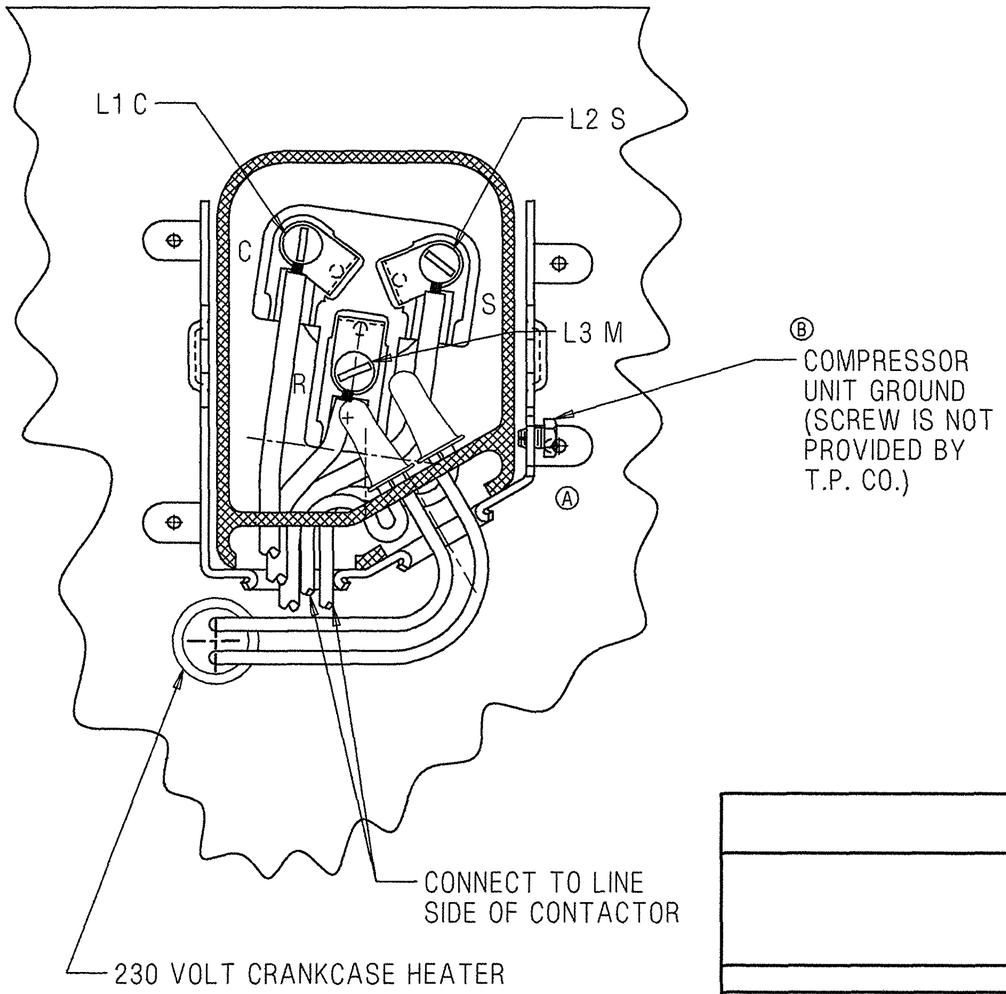

WARNING-WIRING DIAGRAM MUST BE FOLLOWED AS SHOWN, ANY MISWIRING CAN CAUSE SERIOUS ELECTRICAL HAZARD AND POTENTIAL DAMAGE OR RUPTURE OF COMPONENT ELECTRICAL PARTS.

AV-3 PHASE-INTERNAL OVERLOAD (LINE BREAK)-CRANKCASE HEATER.

LT	LC	CHANGE	DATE
B	5C	#235662 ADDED COMPRESSOR UNIT GROUND	SJS 4/9/97
A	6B	#229431 REVISED TERMINAL GUARD	T.M.G 3/18/94
		REL#222456	

DIS.CODE 34526

NAME ELECTRICAL HOOK-UP

SCALE 1" = 1"

THIS PRINT SUPERSEDES ALL PRINTS PRIOR TO

TECUMSEH PRODUCTS CO.
TECUMSEH, MICHIGAN

MATERIAL

INTERNAL USE ONLY
UGIIDISK5:[SHERMAN]AV-DEAV04□B-C.PRT

PART NO. DEAV-4

Q.A. SYMBOLS

AV