PART NO. DERG1

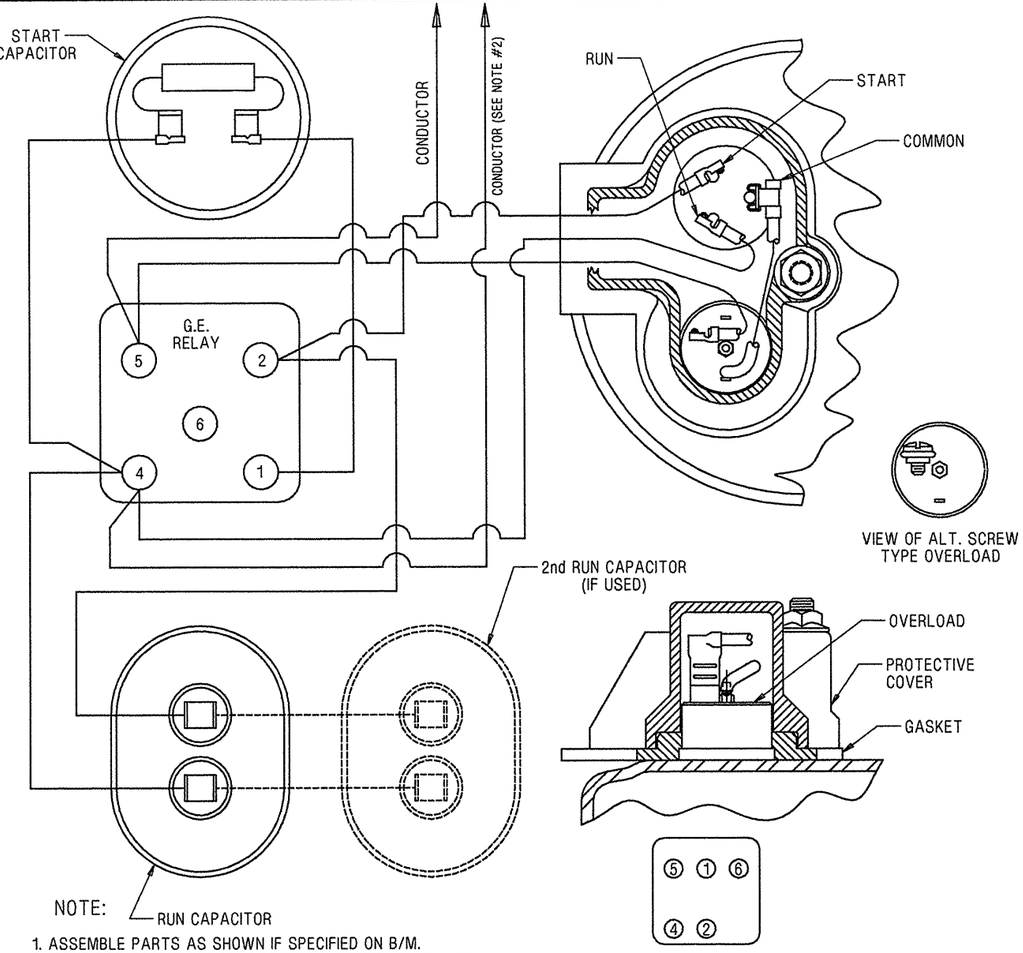

NOTE:

1. ASSEMBLE PARTS AS SHOWN IF SPECIFIED ON B/M.
2. IDENTIFIED CONDUCTOR MAY BE WHITE OR RIBBED (115 VOLT ONLY - NEUTRAL).
3. IF TWO RUN CAPACTORS ARE REQUIRED HOOKUP AS SHOWN.
4. (A) COMPRESSOR UNIT GROUND LOCATED IN THE MOUNTING FEET OF THE COMPRESSOR.
5. (B) GROUND SCREW IS NOT PROVIDED BY TECUMSEH PROD. CO.

R.B.M. ALTERNATE RELAY: HOOK-UP DOES NOT CHANGE WHEN THIS RELAY IS USED.

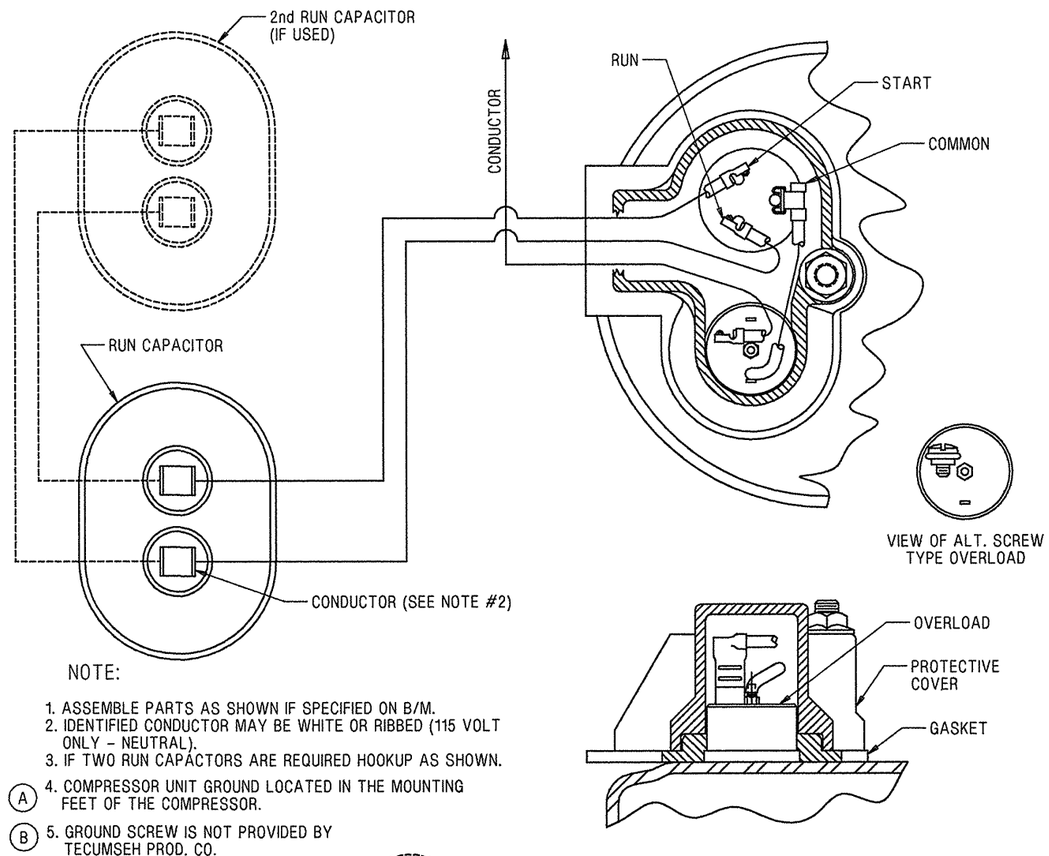

NOTE:

1. ASSEMBLE PARTS AS SHOWN IF SPECIFIED ON B/M.
2. IDENTIFIED CONDUCTOR MAY BE WHITE OR RIBBED (115 VOLT ONLY - NEUTRAL).
3. IF TWO RUN CAPACTORS ARE REQUIRED HOOKUP AS SHOWN.
4. (A) COMPRESSOR UNIT GROUND LOCATED IN THE MOUNTING FEET OF THE COMPRESSOR.
5. (B) GROUND SCREW IS NOT PROVIDED BY TECUMSEH PROD. CO.

WARNING

WIRING DIAGRAM MUST BE FOLLOWED AS SHOWN. ANY MISWIRING CAN CAUSE SERIOUS ELECTRICAL HAZARD AND POTENTIAL DAMAGE OR RUPTURE OF COMPONENT ELECTRICAL PARTS.

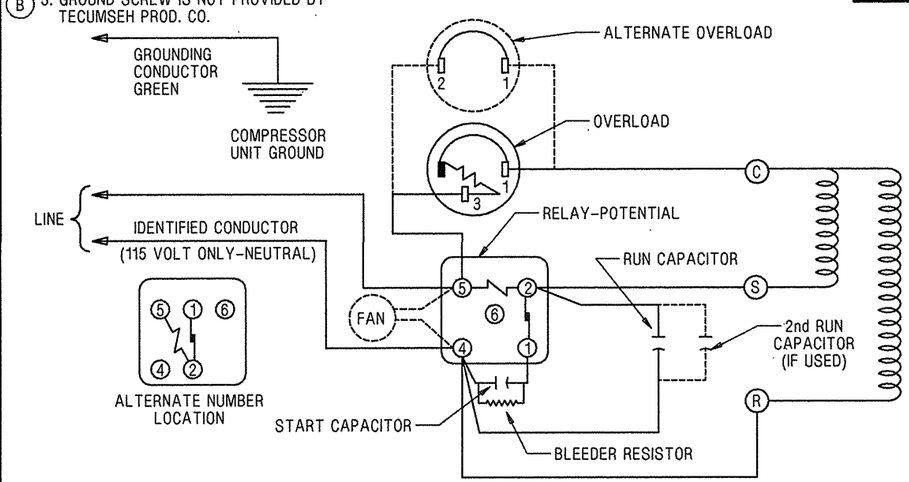

REF. DWG. #MD472-35

115 OR 230 VOLT - SCHEMATIC WIRING DIAGRAM CSR OR CSR START CAPACITOR ASSIST

RG-115 OR 230 VOLT- P.S.C.

RG-115 OR 230 VOLT-CSR OR CSR START CAPACITOR ASSIST

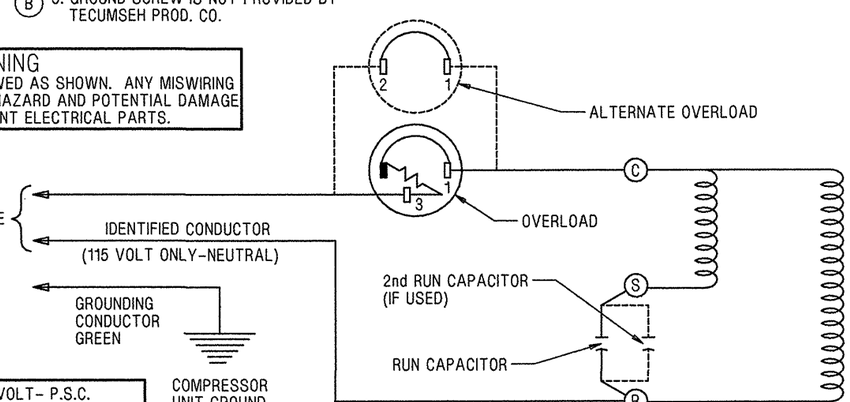

115 OR 230 VOLT - SCHEMATIC WIRING DIAGRAM - PSC REF. DWG.#MD472-4

Q.A. SYMBOLS

PROJ. #2342 - RG

REV	DATE	CHANGE	LT	LC
	SJS 4/10/97			
#235862 ADDED NOTE 5				
ADDED NOTE 4		#228417-217		
4C 8C			REL	
4C 8C				
B	A			

THIS DRAWING OR PRINT (IT) IS THE PROPERTY OF TECUMSEH PRODUCTS COMPANY (TECUMSEH) AND CONTAINS INFORMATION BELIEVED BY TECUMSEH, TO BE PROPRIETARY. IT IS LOANED SUBJECT TO THE CONDITION THAT NEITHER IT NOR ANY INFORMATION THEREON OR DISCLOSED THEREIN SHALL BE REPRODUCED, COPIED, USED OR DISCLOSED TO OTHERS WITHOUT THE EXPRESS AND WRITTEN CONSENT OF TECUMSEH AND THAT SUCH INFORMATION SHALL BE KEPT CONFIDENTIAL. COPIES MAY BE MADE ONLY IF SUCH CONDITION IS APPROVED IN WRITING BY TECUMSEH. ALL PATENTS, PATENT RIGHTS AND LICENSES COVERED BY THIS DRAWING OR DOCUMENT MAY BE EXERCISED OR OPERATED IN ANY MANNER WITHOUT PRIOR WRITTEN CONSENT OF TECUMSEH'S PRIOR EXPRESS AND WRITTEN CONSENT. THIS DOCUMENT MUST ALL BE RETURNED BY THE RECIPIENT UPON REQUEST OR AFTER LATEST'S REQUEST PROMPTLY AFTER USE.

DIS.CODE 345

SCALE: INCHES ALL DIMENSIONS SHOWN ON THIS DRAWING ALL FERROUS MATERIALS MUST NOT BE ACCEPTED AND RECEIVED OR AT COMPRESSOR ASSEMBLY.

NAME ELECTRICAL HOOKUP

DWN.	CK.	APR.	SCALE
A.S.C. 6/3/94	TJS DAUGHER 4-15-97	BLANDEN	NONE

THIS PRINT SUPERSEDES ALL PRINTS PRIOR TO

TECUMSEH PRODUCTS CO.
TECUMSEH, MICHIGAN

MATERIAL

INTERNAL USE ONLY
UGIIDISK5:[SHERMAN]RG-DERG01□B-C.PRT

PART NO. DERG1